

Patient details (Please print in black with CAPITAL letters)

Working together for better solutions

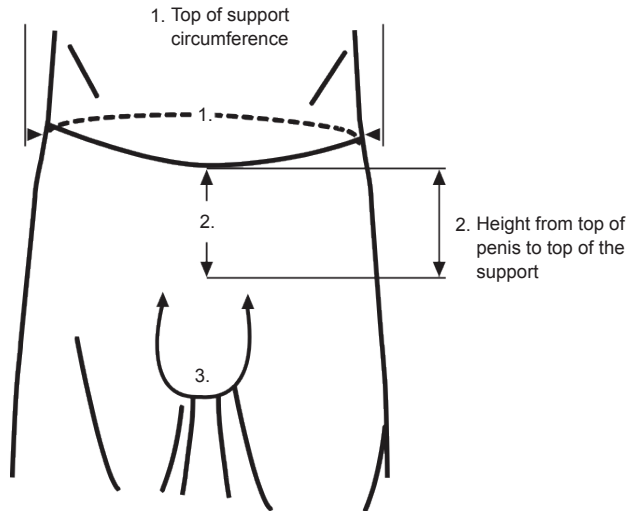
+61 3 9915 8000
customer.service@jobskin.com
Jobskin.com

Last name

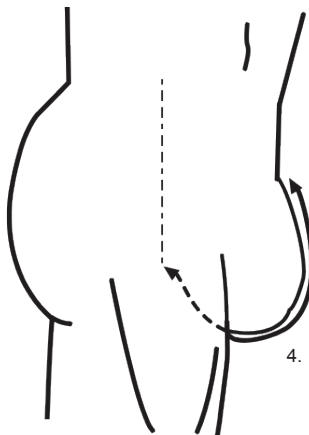
First name

Date

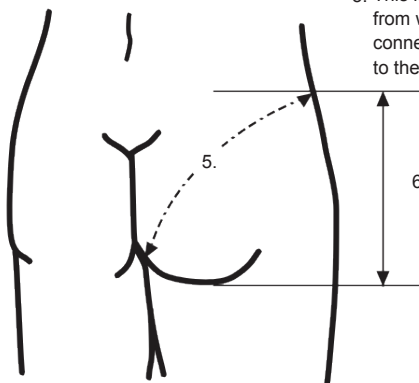
Measuring Point



3. Measure around the scrotum from left to right side



4. Measure over the scrotum from the base of the penis anteriorly to where the scrotum connects to the posterior perineum



5. This is a diagonal measure from where the scrotum connects to the perineum to the top of the iliac crest

6. Height from fold of buttocks to top of the support

Garment Styles

Code	Quantity	Description
1208		Scrotal Support

Options and modifications

Code	Quantity	Description
SBE		Silicon Backed Elastic
1188		Scrotal Lining <input type="checkbox"/> Soft <input type="checkbox"/> Cotton
1107		Suspenders <input type="checkbox"/> Attached <input type="checkbox"/> Detached

Body measurements

	mm			
Top of support	1			
Height top of penis to top of support	2			
Around scrotum (side to side)	3			
Base of penis to perineum	4			
Anus to iliac crest	5			
Height from fold of buttocks to top of support	6			

Personalisation

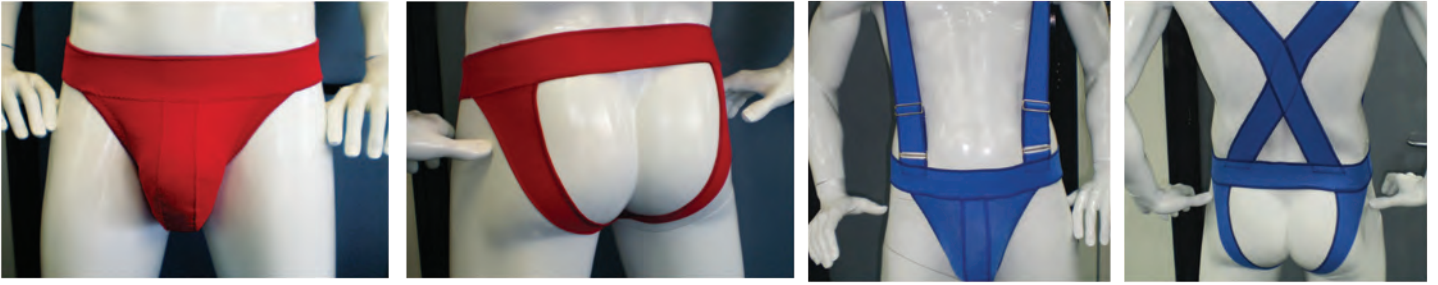
Fabric will be		Colour Selection
Powernet for external layer		Refer to Jobskin swatch or website for fabric and thread colour choices
Powertex is used for inside layer		
Fabric colour	Thread colour	Qty
1	1	
2	2	
3	3	

Comments

Photos assist in garment design.



Design Options



Measuring tips

1. Measure with patient wearing underwear
2. If required, bandage or “cling wrap” to approximate position / size of scrotum within support

Email or return forms to:

2- 4 Queen Street
Nunawading Victoria 3131, Australia
T (Int'l): +61 3 9915 8000
E: customer.service@jobskin.com
W: www.jobskin.com

Garment returns:

2- 4 Queen Street
Nunawading Victoria 3131, Australia