

# Vest

## Measurement Form – Page 1 of 3

**Patient details** (Please print in black with CAPITAL letters)

Last name	First name	Date DD/MM/YYYY
-----------	------------	-----------------


 Vest – 1 Short, 1 long Sleeve **0524**

 Vest – 1 Sleeve, 1 Sleeveless **0526**

 Sleeveless Vest **0525**

 Vest – 2 Short Sleeves **0526**

 Vest – 2 Long Sleeves **0527**

 Modified Vest **0529**

 Singlet Vest **0519**

Garment styles		
Code	Qty	Description
0524		Vest with one short, one long sleeve
0526		Vest with one sleeve, one sleeveless
0525		Sleeveless vest
0526		Vest with two short sleeves
0527		Vest with two long sleeves
0523		Vest with sleeves and one gauntlet attached
0528		Vest with sleeves and two gauntlets attached
0529		Modified vest
0519		Singlet vest
0018		Torso band

Options and modifications		
Code	Qty	Description
1200		Funnel Neck Height: <input type="text"/> <input type="text"/> cm
0034		Turtleneck - Powernet <input type="checkbox"/> Attached <input type="checkbox"/> Detached Height: <input type="text"/> <input type="text"/> cm
0034		Turtleneck - Elastic <input type="checkbox"/> Attached <input type="checkbox"/> Detached <input type="checkbox"/> 5cm <input type="checkbox"/> 2.5cm <input type="checkbox"/> 1.3cm
BRACUP		Bra Cup Cup Size: <input type="text"/>
1203		Postural Support (please indicate on TBSA map)
1203		Shoulder Bracing
1190		Anterior Elbow Insert <input type="checkbox"/> Left <input type="checkbox"/> Right
0000		Left Elbow Contracture Seam .....Degrees
0000		Right Elbow Contracture Seam .....Degrees
1116		Ostomy Opening
0001		Nappy Strap (detachable)
SBE		Silicone Backed Elastic
0027		Padding - Soft (indicate on TBSA Map) <input type="checkbox"/> Pocket <input type="checkbox"/> Attached
0027		Padding - Velfoam (indicate on TBSA Map) <input type="checkbox"/> Pocket <input type="checkbox"/> Attached
1163		Waistline Velcro® Attachment Tabs (Set of 4)
1202		Motif

Design choices	
Neck drop	Axillas
<input type="checkbox"/> Front Neck Drop <input type="text"/> <input type="text"/> cm	Powernet Axilla <input type="checkbox"/> Left <input type="checkbox"/> Right
<input type="checkbox"/> Back Neck Drop <input type="text"/> <input type="text"/> cm	Powernet + Lining <input type="checkbox"/> Left <input type="checkbox"/> Right
<input type="checkbox"/> Round Neck <input type="checkbox"/> "V" Neck Front	Mesh Axilla <input type="checkbox"/> Left <input type="checkbox"/> Right
<input type="checkbox"/> Wide Neck	Satin Axilla <input type="checkbox"/> Left <input type="checkbox"/> Right
Nappy strap	Closures
<input type="text"/> <input type="text"/> cm	<input type="checkbox"/> Front Zipper
Waist front to waist back over nappy	<input type="checkbox"/> Back Zipper
<input type="checkbox"/> Bra Cups <input type="checkbox"/> Bra Cup Lace	<input type="checkbox"/> No Velcro® Tab on zip
<input type="checkbox"/> Contoured Breast	<input type="checkbox"/> Front Velcro®
	<input type="checkbox"/> Back Velcro®

Zippers			
Code	L	R	Description
1164			Arm Zippers (20cm or less)
1165			Arm Zippers (over 20cm)
ZCT			Arm Zipper Velcro® Closure Tab
1163B			Arm Zipper Fastening Aids
0000			Arm Zipper Lining <input type="checkbox"/> Satin <input type="checkbox"/> Elastic
0027			Arm Padded Zipper Lining
1172A			Body Zipper Loop (leather)
1163B			Body Zipper Fastening Aids
0000			Body Zipper Lining <input type="checkbox"/> Satin <input type="checkbox"/> Elastic
0027			Body Padded Zipper Lining

Linings			
Code	L	R	Description
0000			Lining - Axilla <input type="checkbox"/> Satin <input type="checkbox"/> Cotton
1167			Lining - Inside Elbow <input type="checkbox"/> Satin <input type="checkbox"/> Cotton
1168			Lining - Full Elbow <input type="checkbox"/> Satin <input type="checkbox"/> Cotton
1167B			Lining - Posterior Elbow <input type="checkbox"/> Satin <input type="checkbox"/> Cotton
1196			Fully Lined Garment <input type="checkbox"/> Satin <input type="checkbox"/> Cotton
1188			Lining - Elsewhere (indicate on TBSA map) <input type="checkbox"/> Satin <input type="checkbox"/> Cotton
			SilonTEX® lining – indicate location and size on either TBSA map or printed photo

**Patient details** (Please print in black with CAPITAL letters)

Last name

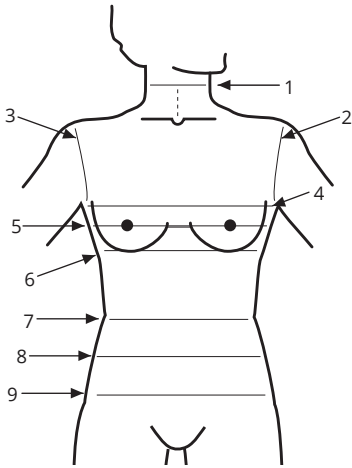
First name

Date DD/MM/YYYY

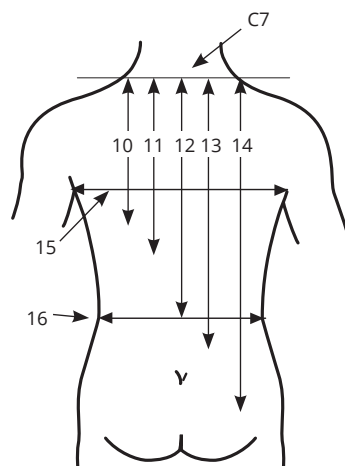
### Measuring points

### Measurements (cm only)

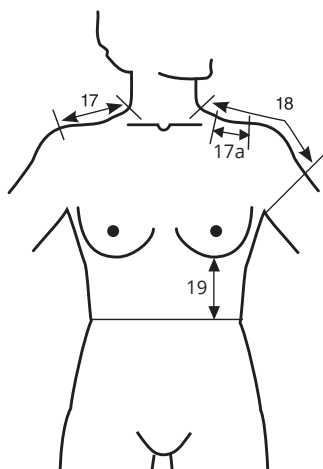
#### Circumferences



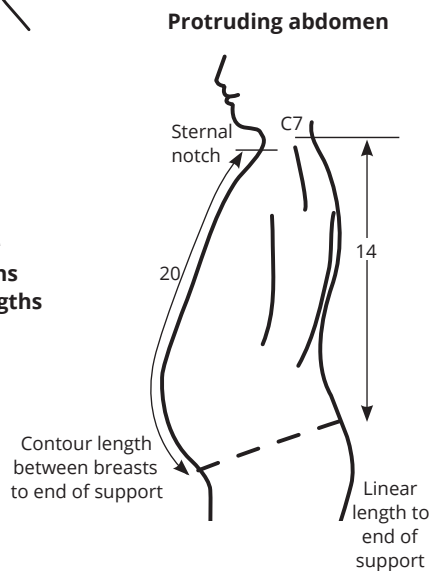
#### Lengths: Back



#### Lengths: Front



#### Vertical Linear Lengths Horizontal Contour Lengths



#### Protruding abdomen

Neck circumference	1				
Left shoulder circumference	2				
Right shoulder circumference	3				
Chest circumference	4				
Circumference over nipple line	5				
Circumference just under breast (level of breast attachment to chest)	6				
Waist circumference	7				
Circumference over largest part of belly	8				
Circumference at end of support	9				
C7 to nipple line	10				
C7 to just under breast	11				
C7 to waist	12				
C7 to largest part of belly	13				
C7 to end of support	14				
Side seam to side seam under axilla on back	15				
Side seam to side seam at waist on back	16				
Shoulder width	17				
Singlet/Sleeveless, garment shoulder width	17a				
Top arm tape to neck (arm down by side)	18				
Under breast to waist on front	19				

#### Protruding abdomen

Contour, sternal notch to end of support	20				
--	----	--	--	--	--

Patient to wear well fitted bra during measurement of Breast Support.

# Vest

## Measurement Form – Page 3 of 3



Working together for better solutions

jobskin.com

customer.service@jobskin.com

**Patient details** (Please print in black with CAPITAL letters)

Last name

First name

Date DD/MM/YYYY

### Upper limb circumferences

Pleat

--	--

Pleat

--	--

Left

Wrist End

Right

cm/mm

cm/mm

			4 1/2		
			3		
			1 1/2		
			0		
			1 1/2		
			3		
			4 1/2		
			6		
			7 1/2		
			Elbow 9		
			10 1/2		
			12		
			13 1/2		
			15		
			16 1/2		
			18		
			19 1/2		

Pleat

--	--

Axilla End

Pleat

--	--

### Arm zipper locations

	Location		Full Length (cm / mm)	Or Specify Length
	L	R		
Lateral/Radial Aspect				
Medial/Ulnar Aspect				
Other:				

### Powernet colour selection guide

**Fabric & Thread:** Black, Brown, Beige, Light Beige, Light Blue, Purple, Navy, Pink, Red, Royal, White, Camouflage

**Contrast Thread:** Orange, Hot Pink, Lime, Yellow

**Dual Stitching:** nominate 2 colours

Fabric	Thread	Qty
1	1	
2	2	
3	3	
Must provide extra colour options		
1	1	
2	2	

### Comments


All measurements taken with no tension and in centimetres only.

## Design options

Female bra cup with full scoop



Sway back



Funnel neck



Shoulder bracing



Female contour vest



Partial opening vest



Turtle neck



Motifs



## Design choice definition

**Funnel neck:** An extension of the vest up the neck without the circumferential neckline seam. Measure height as per attached powernet turtleneck.

**Full neck scoop:** This option will increase the width and depth of the neckline as well as decreasing compression over these areas.

**Shoulder bracing:** A diagonal pull to help extend the shoulders backwards and downwards to assist in improving posture as well as garment fit over the anterior chest wall.

**Velcro® closure:** This closure option allows adjustability and is often used for children. It cannot be used as a front closure for women when bra cups are included.

## Torso measuring tips

**Neck circumference (1):** Measured midway between the head and the shoulders.

**Round neck back:** Measure from C7 to depth of scoop.

**Round neck front:** Measure from sternal notch to depth of scoop.

**NB. Round neck.** This option is not recommended when treating the upper torso as a large scoop will significantly reduce the pressure around the shoulder, upper chest and back.

**V neck front:** Measure depth required from sternal notch to point of V. (Not recommended for front Velcro® opening).

**Attached powernet turtleneck:** Measure height from sternal notch.

**Shoulder circumference (2 & 3):** With patient standing with hand on hip, place tape measure on top of shoulder directly above axilla, and pass through under the arm. Then lower arm down and continue tape to shoulder. You will notice the measure 'ease'.

**Arm circumference:** Using Purple Jobskin arm tape.

**Chest circumference (4):** Measured at the level of the axilla with arms placed down to the side.

**Nipple line (5):** For women please provide bra cup size. Circumference over nipple line should be measured with patient wearing a bra.

**Side seam to side seam (15 & 16):** A horizontal contoured measure originating directly below the midpoint of one axilla across the back to the midpoint under the other axilla (15) is positioned at the height of chest circumference (4), whilst (16) is positioned at the waist.

**Nappy straps:** Measure over the nappy from waist at back to waist at front.

**Vest length (14 & 20):** We recommend the vest extend well beyond the waist for anchorage to help prevent garment ride up.

**Trachea/Ostomy opening:** If opening is required, it is recommended to fit the garment first, mark the position required, then return to the factory for finishing.

### Email or return forms to:

Unit 1, Level 1, 100 Station Street  
Nunawading Victoria 3131, Australia  
T (AU): 1800 772 577  
T (NZ): 0800 765 627  
T (Int'l): +61 3 9915 8000  
E: [customer.service@jobskin.com](mailto:customer.service@jobskin.com)  
W: [www.jobskin.com](http://www.jobskin.com)

### Garment returns:

Unit 1, Level 1, 100 Station Street  
Nunawading Victoria 3131, Australia