

# Thigh High, Waist High

Measurement Form - Page 1 of 3

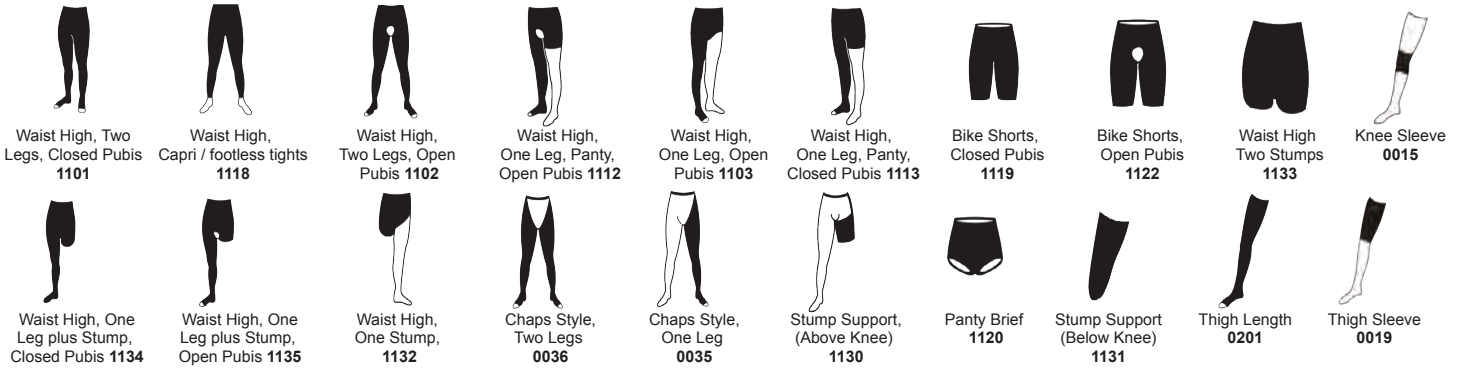
**Patient details** (Please print in black with CAPITAL letters)



Working together for better solutions

+61 3 9915 8000  
customer.service@jobskin.com  
Jobskin.com

Last name	First name	Date
-----------	------------	------



Garment Styles			
Code	Qty	Description	
1101		Waist High, Two Legs, Closed Pubis	
1102		Waist High, Two Legs, Open Pubis	
1112		Waist High, One Leg, Panty, Open Pubis	<input type="checkbox"/> Left <input type="checkbox"/> Right
1103		Waist High, One Leg, Open Pubis	<input type="checkbox"/> Left <input type="checkbox"/> Right
1113		Waist High, One Leg, Panty, Closed Pubis	<input type="checkbox"/> Left <input type="checkbox"/> Right
1119		Bike shorts, Closed Pubis	
1122		Bike shorts, Open Pubis	
1133		Waist High, Two Stump	
0015		Knee Sleeve	<input type="checkbox"/> Left <input type="checkbox"/> Right
1134		Waist High, One Leg plus Stump, Closed Pubis	<input type="checkbox"/> Left <input type="checkbox"/> Right
1135		Waist High, One Leg plus Stump, Open Pubis	<input type="checkbox"/> Left <input type="checkbox"/> Right
1132		Waist High, One Stump	<input type="checkbox"/> Left <input type="checkbox"/> Right
0036		Chaps Style, Two Legs	
0035		Chaps Style, One Leg	<input type="checkbox"/> Left <input type="checkbox"/> Right
1130		Stump Support (Above Knee)	<input type="checkbox"/> Left <input type="checkbox"/> Right
1120		Panty Brief	
1131		Stump Support (Below Knee)	<input type="checkbox"/> Left <input type="checkbox"/> Right
0201		Thigh Length	<input type="checkbox"/> Left <input type="checkbox"/> Right
0019		Thigh Sleeve	<input type="checkbox"/> Left <input type="checkbox"/> Right
1118		Waist High, Capri Pants / Footless Tights	
Pubis Styles			
Male		Female	
1. Open	<input type="checkbox"/>	1. Powernet & Lining	<input type="checkbox"/>
2. Diagonal Fly	<input type="checkbox"/>	2. Satin	<input type="checkbox"/>
3. Gusset (fewer inseams)	<input type="checkbox"/>	3. Mesh	<input type="checkbox"/>
4. Pouch	<input type="checkbox"/>	4. Open	<input type="checkbox"/>
Options for male styles 2,3 & 4			
Powernet	<input type="checkbox"/>		
Powernet & Lining	<input type="checkbox"/>		
Satin	<input type="checkbox"/>		
Linings			
0040		Lining - Behind Knee	<input type="checkbox"/> Satin <input type="checkbox"/> Cotton
1177		Lining - Anterior Knee	<input type="checkbox"/> Satin <input type="checkbox"/> Cotton
1189		Lining - Anterior Ankle	<input type="checkbox"/> Satin <input type="checkbox"/> Cotton
1196		Fully Lined Garment	<input type="checkbox"/> Satin <input type="checkbox"/> Cotton
1188		Lining - Elsewhere (Indicate on TBSA Map)	<input type="checkbox"/> Satin <input type="checkbox"/> Cotton
		SilonTEX® lining - indicate location and size on either foot outline, TBSA map or printed photo	

Options and Modifications			
Code	L	R	Description
1177B			Knee Patch (Powernet)
1190			Anterior Ankle Insert (powernet & lining)
1201			Seamless Sole Standard for children up to 10 yrs old
1183			Suede Reinforcement <input type="checkbox"/> Heel <input type="checkbox"/> Ball <input type="checkbox"/> Full
1159			Self Enclosed Toe
1160			Soft Enclosed Toe
1191			Stirrups
1169			Slant Inserts
1162			Suspenders - Attached <input type="checkbox"/> 2.5cm <input type="checkbox"/> 5cm
1107			Suspenders - Detached <input type="checkbox"/> 2.5cm <input type="checkbox"/> 5cm
SBE			Silicone Backed Elastic at Waist <input type="checkbox"/> 2.5cm <input type="checkbox"/> 5cm
0000			5cm Elastic Waistband
1163			Waistline Velcro® Attachment Tabs
1175			Double Abdominal Panel
1176			Uplift Panel
1161			Soft Abdominal Panel (Pregnancy)
1203			Postural Support (Indicate on TBSA Map)
0027			Padding - Soft (Indicate on TBSA Map) <input type="checkbox"/> Pocket <input type="checkbox"/> Attached
0027			Padding - Velfoam <input type="checkbox"/> Pocket <input type="checkbox"/> Attached
1202			Motif
Zippers			
1164			Waist Zippers
1164			Leg Zippers
ZCT			Zipper Velcro® Closure Tab
1163B			Zipper Fastening Aids (along length of zipper)
1172A			Zipper Loop (leather)
0000			Zipper Lining <input type="checkbox"/> Satin <input type="checkbox"/> Elastic
0027			Padded Zipper Lining
Comment			
<b>Patient photos assist with garment design.</b>			

**Patient details** (Please print in black with CAPITAL letters)

Working together for better solutions

+61 3 9915 8000

customer.service@jobskin.com

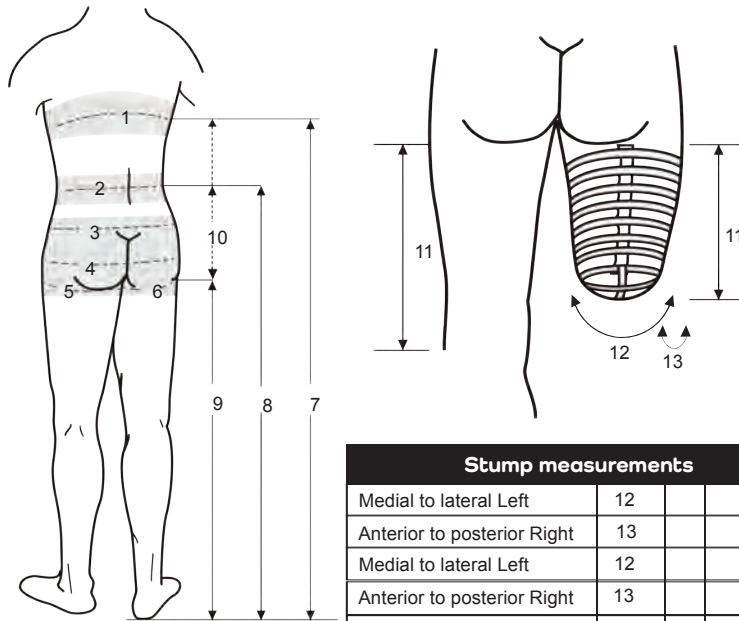
Jobskin.com

Last name

First name

Date

### Measuring points



Stump measurements			
Medial to lateral Left	12		
Anterior to posterior Right	13		
Medial to lateral Left	12		
Anterior to posterior Right	13		
Fold of Buttocks to Distal/Stump End, Right	11		
Fold of Buttocks to Distal/Stump End, Left	11		

### Body Measurements

	Circumference (mm)				Heights (mm)			
	1	2	3	4	7	8	9	10
Desired top of Support								
Waist								
Midpoint between 2 and 4								
Largest Part of Buttocks								
Gluteal Fold, Left								
Gluteal Fold, Right								
Fold of Buttocks to Distal End								
Fold of Buttocks to Top of Support								

### Personalisation

#### Fabric Selection

- Conformtex  
 Powernet  
 Powertex

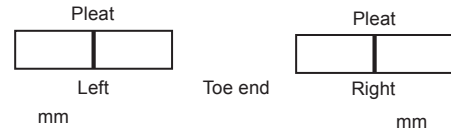
#### Colour Selection

Refer to Jobskin swatch or [website](#) for fabric and thread colour choices

Fabric Colour	Thread Colour	Qty
1	1	
2	2	
3	3	

### Lower limb circumferences

Indicate tape which is closest to popliteal crease



mm	mm
	-7 1/2
	-6
	-4 1/2
	-3
	-1 1/2
	Heel 0
	1 1/2
	3
	4 1/2
	6
	7 1/2
	9
	10 1/2
	12
	13 1/2
	15
	16 1/2
	18
	19 1/2
	21
	22 1/2
	24
	25 1/2
	27
	28 1/2
	30
	31 1/2
	33
	34 1/2

Pleat

Pleat



### Zipper locations

	Location		Full Length	Or Specify Length (cm)
	L	R		
Lateral Aspect				
Medial Aspect				
Other:				
Waist Zippers				



All measurements taken with no tension and in millimetres only

### Design options



Bike Short



Panty Brief



Waist-high  
2 x leg



Waist-high  
1 x leg



Waist-high  
1 x leg w panty



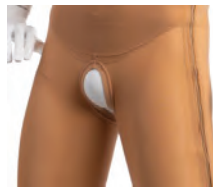
Thigh-high



Chap-style



Gusset



Open Crotch



Childs Open Crotch



Diagonal Fly



Pouch



Ostomy Opening  
(not recommended)



Uplift Panel



Postural Support  
(many variations)



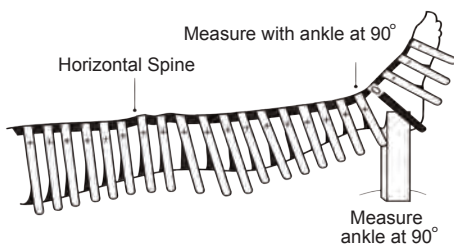
Pregnancy Panel



Suspenders

### Leg measuring tips

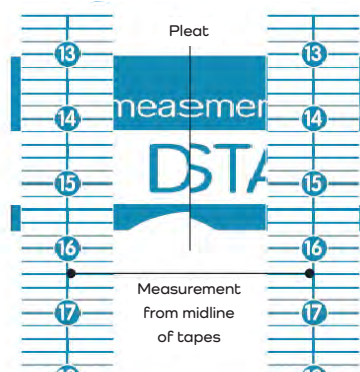
Use blue JOBSKIN tape for full length lower limb measurements



Use the pink JOBSKIN tape for paediatrics

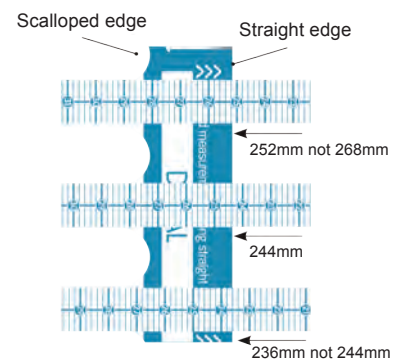
### Pleat instructions

When pleating the last tape, measure the distance between the pleated tape and its neighbour from mid point to mid point (see diagram).



### Reading the tapes

Always read along the straight edge and in direction of arrows as indicated below.



### Email or return forms to:

2- 4 Queen Street  
Nunawading Victoria 3131, Australia  
T (Int'l): +61 3 9915 8000  
E: customer.service@jobskin.com  
W: www.jobskin.com

### Garment returns:

2- 4 Queen Street  
Nunawading Victoria 3131, Australia

Go to [www.jobskin.com](http://www.jobskin.com)  
for measuring videos and tips

